

# M'START

CAR WASH EFFICIENCY






# M'START

An attractive image complemented with high technology and top features ensure a reliable operation.

M'START offers a car wash experience that leaves no one indifferent.

Are you ready?



Car wash efficiency is more than a concept. It is the result of bringing together quality, technology and performance into a single design. Here it is. M'START, the rollover developed by ISTOBAL. Client expectations fulfilled.

**M'START**

## TECHNOLOGY

### Controller

PLC with standardised modules and a flexible configuration for optional extras. The use of the Profibus communication protocol enhances communication and reduces machine wiring and connections.

### Command post

Allows all of the machine's external elements to be connected. Two viewer options: standard and colour touch screen.



## FLEXIBILITY

### Configuration of programs

The flexible programming of the M'START facilitates adaptation to individual user needs. Different wash programs can be configured, speeds can be parametrised, chemical products can be dosed, light sign codes can be set, etc.

## PERFORMANCE


### High pressures

A number of high pressure pre-wash options with a common goal: removing stubborn dirt from the vehicle body.

#### Oscillating high pressure, 42 L/min [11.1 gpm], 80 bar [1160 PSI]


The oscillating high pressure with rotating and zero-angle nozzles is located on the side at the top of the machine.

It prevents dripping on the surface of the vehicle and speeds up the pre-wash.



#### On-board high pressure, 21 L/min [5.5 gpm], 70 bar [1015 PSI]

With the on-board system, the M'START is equipped with a high-pressure 21 L/min [5.5 gpm] 70 bar [1015 PSI] pump built into the post. This side high pressure option avoids the costs of installing these pumps in the plant room.



## VERSATILITY

### Available in different heights

Solid and compact structure available in four different wash heights.

WASH DIMENSIONS				
WASH HEIGHT	2,300 [7'-6 1/2"]	2,500 [8'-2 3/8"]	2,700 [8'-10 1/4"]	2,900 [9'-6 1/8"]
WASH WIDTH	2,400 [7'-10 1/2"]			
LENGTH OF RAILS	9,000 [29'-6 3/8"]	9,000 [29'-6 3/8"]	10,000 [32'-9 3/4"]	11,000 [36'-1 1/8"]
MINIMUM MACHINE WIDTH*	3,800 [12'-5 5/8"]			
MAXIMUM MACHINE WIDTH**	4,145 [13'-7 3/16"]			
TOTAL MACHINE HEIGHT	3,083 [10'-1 3/8"]	3,313 [10'-10 7/16"]	3,513 [11'-6 1/4"]	3,713 [12'-2 3/16"]

\* Includes energy chain  
\*\* Includes energy chain + optional splash screens

All measurements in mm [ft-in].

## MECHANISM

### Brush tilt

Accurate wash control thanks to 10° tilt of side brushes.

# IMAGE

## ROCKET FAIRING



The bold design of the **Rocket** front and rear fairing makes the top half of the rollover really stand out, giving the unit an air of strength as well as making it look more appealing.

## PLAIN FAIRING



Functional fairing for the top half of the columns to match the design of the doors. Its geometrical shapes give it a sturdy and simple appearance which is in line with the overall design of the machine.

## SILVER PICTOGRAMS



The **Silver** program pictograms are a recommended option when the machine is not decorated with light signs.

## HEXA VINYL



The **Hexa** vinyl allows users to integrate the **Sferic** decorative light sign to give the machine a more modern look.

## FAIRING COLOURS



## BRUSH COLOURS



# FEATURES

## EFFECTIVE DRYING



Dryer 15.2 kW [20.4 hp] (4 x 3.8 kW [5.1 hp]) with horizontal dryer nozzle plus vehicle scanning and optional deflector to achieve a better result on the rear of the vehicle. As an alternative, we offer a choice of two 4 kW [5.4 hp] turbofans fitted to the top of the machine to perform the dry with no need for scanning.

## SPLASH SCREENS




Perspex screens with aluminium reinforcement, with a safe and practical design and fully integrated into the machine's structure. Option recommended to avoid splashing during the wash phase.

## COMMUNICATIONS




It communicates the equipment with the **IW-MANAGER**, a management and control software both in connection or remotely. The Screen Access software is also available for remotely accessing the command post for diagnostics.

## GLOSSY POLISH MIRROR



Product recommended for a mirror-like finish. After application, the brushes massage the vehicle surface to give an extra shine.

## WHEEL WASH



A complete car wash must include the vehicle's wheels. Available with or without high pressure; flat or spiral brushes are possible.

## UNDERCHASSIS WASH




Possible choice: static underchassis wash 10 bar [145 PSI] 90 L/min [23.8 gpm], oscillating 15 bar [217 PSI] 120 L/min [31.7 gpm], or by sector 15 bar [217 PSI] 120 L/min [31.7 gpm].

# M'START

V. 09/2015

6CPMB10



**ISTOBAL**  
Automotive Cleaning Solutions

**ISTOBAL, S.A.** · Avda. Conde del Serrallo, 10  
46250 L'Alcúdia (Valencia) España  
T +34 962997940 · F +34 962997991  
istobal@istobal.com · [www.istobal.com](http://www.istobal.com)

